




# Humidifying Electric Heater Mining Machine User Manual

Model: FM01

————— Enjoy a Warm Life · Earn Stable Returns —————

Images in this manual are for reference only. Please refer to the actual product inside the package. Read this manual carefully before use and keep it properly.



# Table of Contents

EN

1. Product Introduction	P01
2. Product Specifications	P02
3. Function Description	P03
4. Installation & Usage	P04
5. Operation Instructions	P06
6. Safety & Precautions	P07
7. FAQ	P08
8. After-Sales & Service	P09
9. Brand Easter Eggs	P10

# Product Introduction

## Positioning

A multifunctional desktop partner that combines heating + humidifying + cryptocurrency mining.

## Core Values

**1**

Provides comfortable indoor temperature and humid air.

**2**

Ensures stable hashrate output with partial electricity cost recovery.

**3**

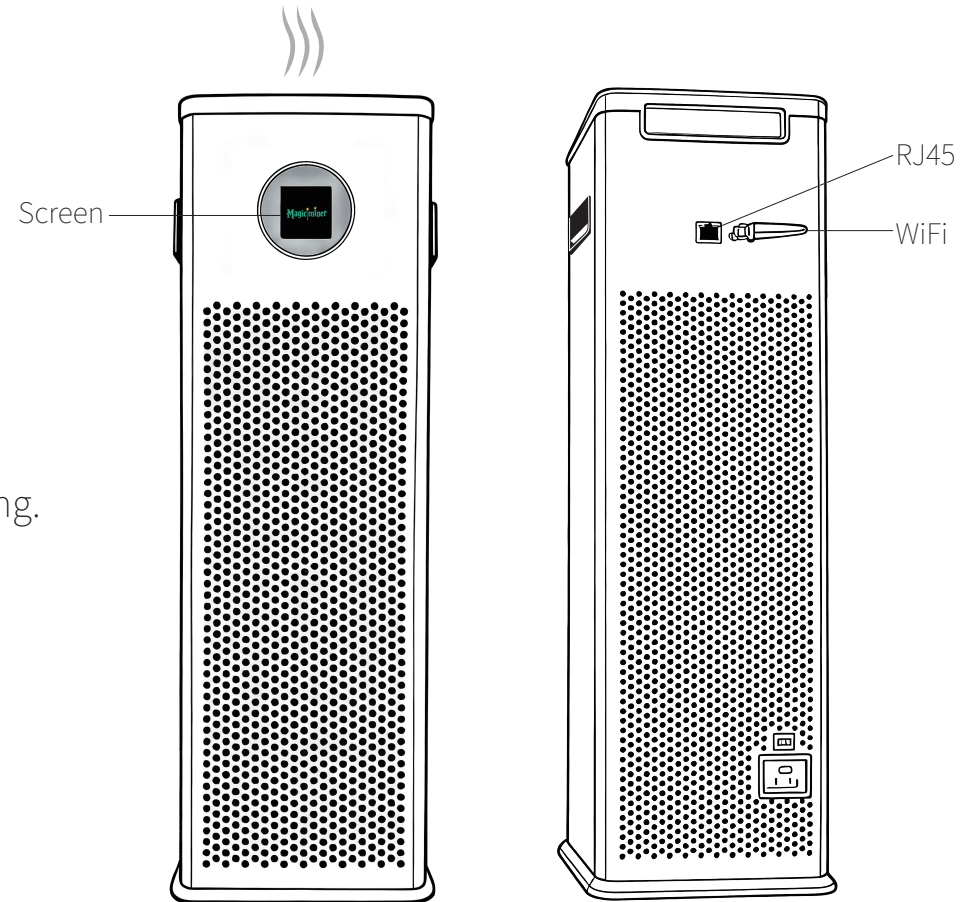
Creates a warm, technological, and magical lifestyle experience.

# Product Specifications

Item	Parameter Example	Item	Parameter Example
Brand	Magicminer	Power Input	AC 100–240V / 50Hz
Model	FM01	Connectivity	LAN / Wi-Fi
Release Date	Oct,2025	support Coins	BTC,BCH,CSV,XEC,
Crypto Algorithm	SHA-256		DGB,FB...
Hashrate	28–30 TH/s(Silent Mode) 30–32 TH/s(Normal Mode) 32–35 TH/s(Efficient Mode)	Power	950W(Silent Mode) 1100W(Normal Mode) 1400W(Efficient Mode)
Humidifier	Ultrasonic Atomization	Water Tank Capacity	780 ml
Product Dimensions	166 × 195 × 515 mm	Net Weight	9.5 kg
Package Dimensions	330 × 300 × 660mm	Gross Weight	11.9kg
Warranty	6 months	Application	Home, Office, Pet corner

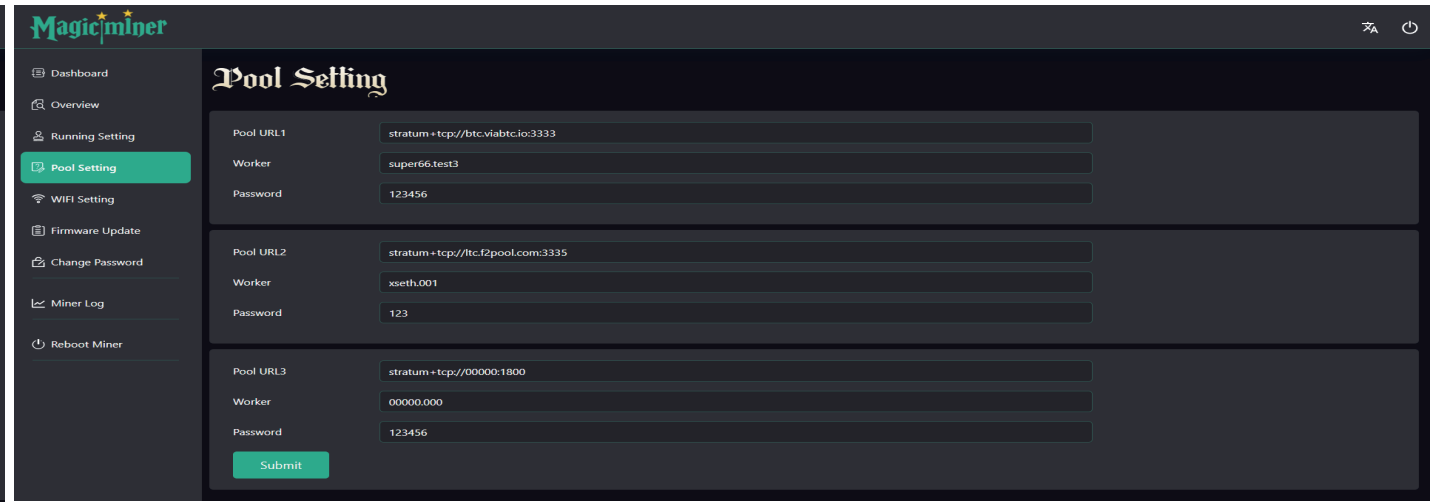
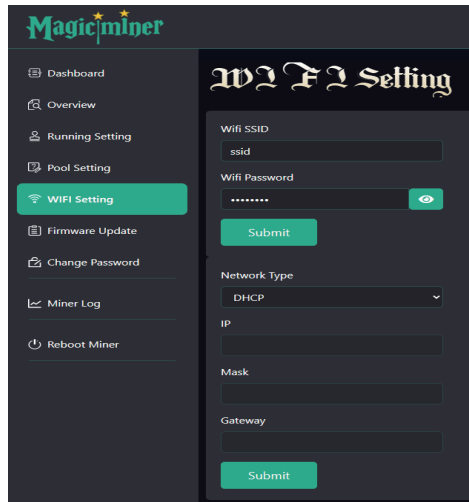
# Function Description

- Heating Mode: Three-level adjustment, rapid heating, uniform heat distribution.
- Humidifying Mode: Ultrasonic atomization.
- Mining Function: Supports SOLO / Pool Mining, automatic background operation, real-time profit monitoring.
- Smart Control: Button switching + Web control.
- Safety Protection: Overheating protection, low-water warning, power-off memory.

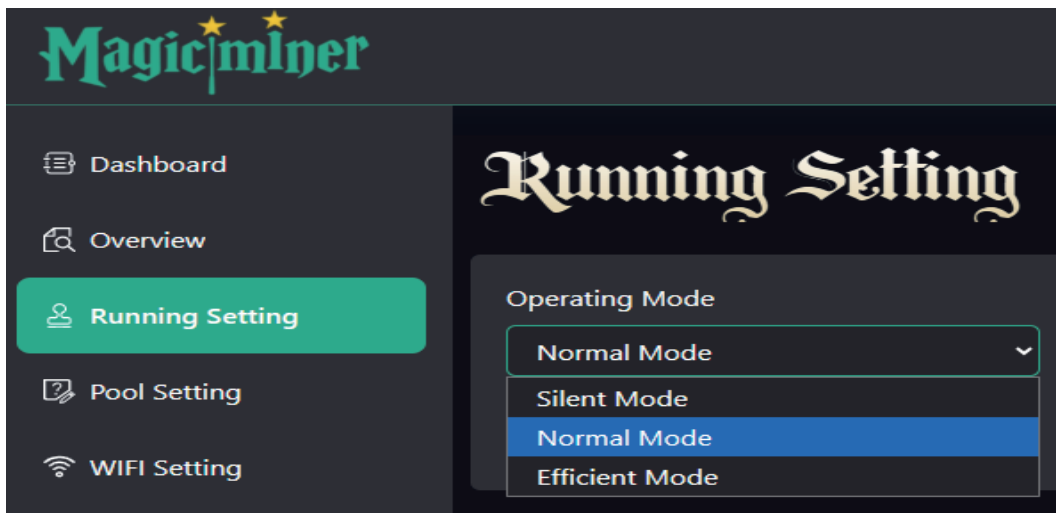


# Installation & Usage

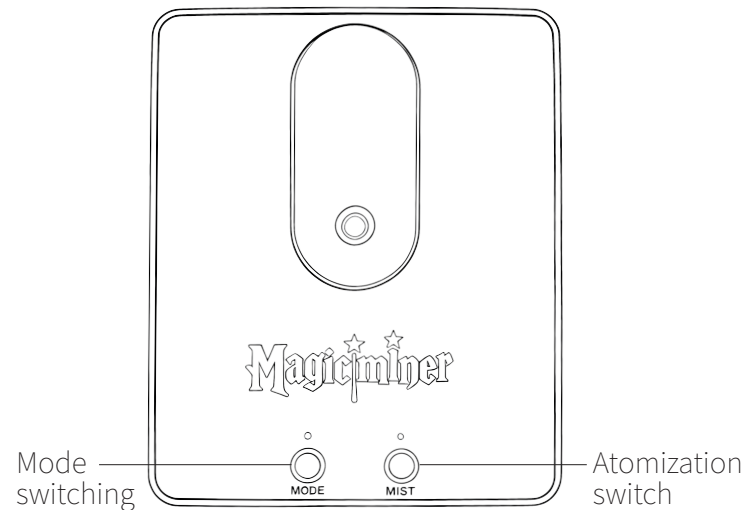
1. Unboxing Check: Ensure accessories are complete (main unit, power cord, manual, etc.).
2. Humidifying Use: Fill with clean water, cover the tank, press the button to start humidifying.
3. Heating Use: Connect power, select heating level.
4. Mining Use: Connect Wi-Fi / LAN → enter pool address / port & wallet address → start hashrate operation.



5.Mode Switching: Switch between heating, humidifying, and mining.

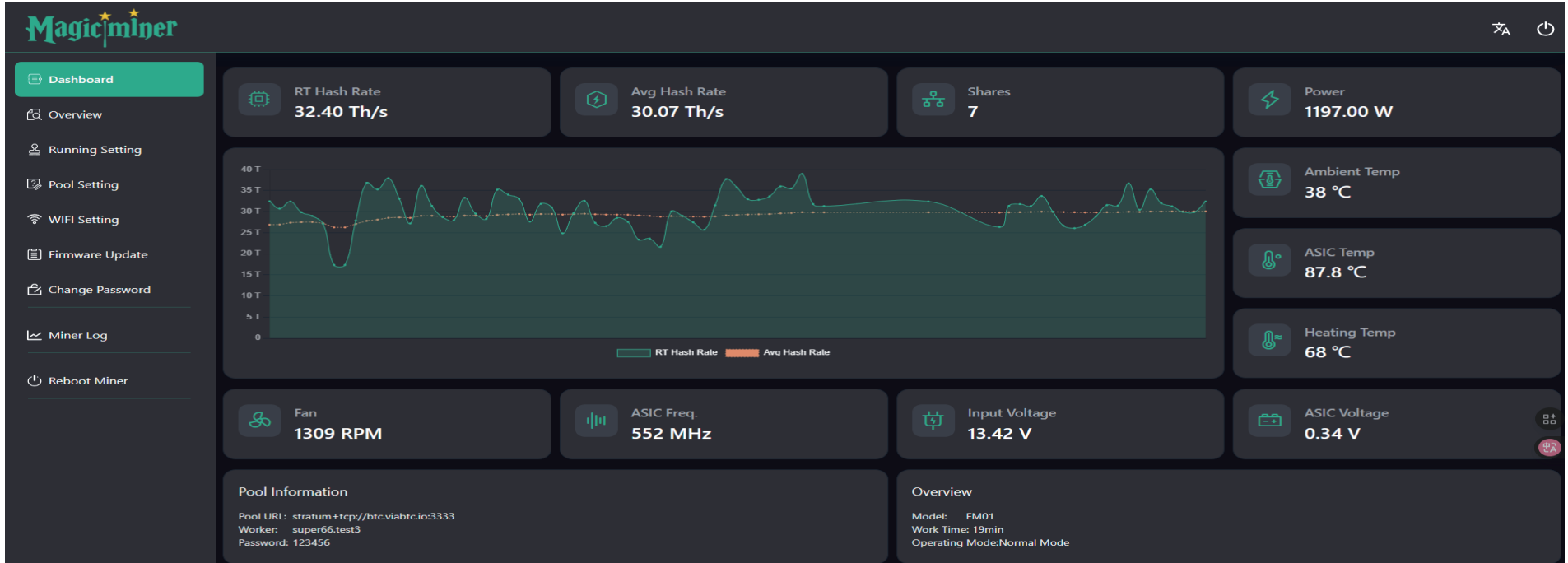


FM01Top floor plan of the product



6.Routine Maintenance: Clean water tank regularly, keep air outlets unobstructed.

# Operation Instructions



# Safety & Precautions



Use clean water in the tank; avoid corrosive liquids.



Keep well-ventilated, away from flammable materials.



Do not disassemble without authorization to avoid affecting warranty.

# FAQ

Q: Will the mining noise affect usage?

A: Designed with ultra-quiet operation,  $\leq 45$  dB.

Q: What if scale appears in the water tank?

A: Recommended to clean regularly with citric acid.

Q: How to check mining earnings?

A: Via mobile APP or mining pool dashboard anytime.

# After-Sales & Service

- Warranty Policy: 180 days for the whole machine.
- Service: Scan the QR code to contact local service centers for repair & support. Contact us immediately if issues occur.
- Official Email: support@magicminer.cc



Website



WeChat



**YouTube**

@ Magicminer888



**TikTok**

@ magicminer888



**Telegram**

@ Magicminer2025



**Facebook**

@magic.miner.2025



**Twitter**

@Magicminer2025



**Instagram**

@magicminer\_

# Brand Easter Eggs



Scan the QR code to join

monthly lucky draws (merchandise: magic signature pen, badge, bracelet).

Apply for new product trials (priority to test next-gen mining machines or accessories).

